


Ampex: Insulated Floor Panels




RADIANT HEATING

Ampex is an insulated panel used for hydronic radiant floor (slab) systems both for interior and exterior applications. Available in a wide range of compressive strengths and thermal resistance values to meet the needs of most projects.

The combination of molded Expanded Polystyrene (EPS) insulation with High Impact Polystyrene (HIPS) film, makes for a strong and resilient panel.

The panel combines rigid insulation, a vapor barrier and PEX tubing locking mechanism into a single solution that significantly reduces installation time.

Ideal for installation in basements, driveways, garages, workshops and barns.



QAI Listing B1061-1

Amvic Advantage

- Consistent 3" (76mm) grid pattern of the panel allows for uniform pipe layout.
- Light and manageable panel size reduces waste due to damage on site.
- The nub height and film accommodates multiple tube sizes and protects the tubing from damage and dislocation when the panel is walked upon by other trades.
- Quick and easy walk-in installation of PEX tubing without the need for staples and zip ties and completely greatly reducing strain on the body.
- The large, four-sided interlocking shiplap connector system makes for a quick, easy and secure installation while maintaining the continuity of the vapor barrier and eliminating the need for a dedicated 6 mil. polyethylene (unless specifically required by local building code).

Physical Properties Table

	Compressive Strength	Thermal Resistance	Water Vapor Permeance	Flexural Strength	Panel Density	Panel Size ⁴ W*L	Panel Thickness ⁵	Supported PEX Pipe Sizes
	ASTM D1621	ASTM C518	ASTM E96	ASTM C203	ASTM D1622			
	psi (kPa)	F.ft ² .hr/Btu (m ² K/W)	US perms (ng/Pa.s.m ²)	psi (kPa)	lb/ft ³ (kg/m ³)	inches (mm)	inches (mm)	inches (mm)
AMPEX 2015F ¹	30 (207)	10 (1.76)	0.42 (23.8)	52 (359)	1.5 (24)	24x48 (610x1219)	3-3/8 (86)	3/8, 1/2, 5/8, 3/4, 1 (9.5, 13, 16, 19, 25)
AMPEX 2515F ¹	30 (207)	12 (2.11)	0.42 (23.8)	52 (359)	1.5 (24)	24x48 (610x1219)	3-7/8 (98)	3/8, 1/2, 5/8, 3/4, 1 (9.5, 13, 16, 19, 25)
AMPEX 3015F ¹	30 (207)	14 (2.47)	0.42 (23.8)	52 (359)	1.5 (24)	24x48 (610x1219)	4-3/8 (111)	3/8, 1/2, 5/8, 3/4, 1 (9.5, 13, 16, 19, 25)
AMPEX 3515F ¹	30 (207)	16 (2.82)	0.42 (23.8)	52 (359)	1.5 (24)	24x48 (610x1219)	4-7/8 (124)	3/8, 1/2, 5/8, 3/4, 1 (9.5, 13, 16, 19, 25)
AMPEX 2020F ²	45 (310)	10 (1.76)	0.31 (17.5)	69 (476)	2.2 (35)	24x48 (610x1219)	3-3/8 (86)	3/8, 1/2, 5/8, 3/4, 1 (9.5, 13, 16, 19, 25)
AMPEX 2520F ²	45 (310)	12 (2.11)	0.31 (17.5)	69 (476)	2.2 (35)	24x48 (610x1219)	3-7/8 (98)	3/8, 1/2, 5/8, 3/4, 1 (9.5, 13, 16, 19, 25)
AMPEX 3020F ²	45 (310)	14 (2.47)	0.31 (17.5)	69 (476)	2.2 (35)	24x48 (610x1219)	4-3/8 (111)	3/8, 1/2, 5/8, 3/4, 1 (9.5, 13, 16, 19, 25)
AMPEX 3520F ²	45 (310)	16 (2.82)	0.31 (17.5)	69 (476)	2.2 (35)	24x48 (610x1219)	4-7/8 (124)	3/8, 1/2, 5/8, 3/4, 1 (9.5, 13, 16, 19, 25)
AMPEX 2035F ³	60 (414)	10 (1.76)	0.20 (11.2)	75 (517)	3.5 (56)	24x48 (610x1219)	3-3/8 (86)	3/8, 1/2, 5/8, 3/4, 1 (9.5, 13, 16, 19, 25)
AMPEX 2535F ³	60 (414)	12 (2.11)	0.20 (11.2)	75 (517)	3.5 (56)	24x48 (610x1219)	3-7/8 (98)	3/8, 1/2, 5/8, 3/4, 1 (9.5, 13, 16, 19, 25)
AMPEX 3035F ³	60 (414)	14 (2.47)	0.20 (11.2)	75 (517)	3.5 (56)	24x48 (610x1219)	4-3/8 (111)	3/8, 1/2, 5/8, 3/4, 1 (9.5, 13, 16, 19, 25)
AMPEX 3535F ³	60 (414)	16 (2.82)	0.20 (11.2)	75 (517)	3.5 (56)	24x48 (610x1219)	4-7/8 (124)	3/8, 1/2, 5/8, 3/4, 1 (9.5, 13, 16, 19, 25)


¹ CAN/ULC-S701 Type 2 or ASTM C578 Type II

² ASTM C578 Type IX

³ ASTM C578 Type XV

⁴ Actual panel size is 25.25x49.25" (641x1251mm)

⁵ Nominal thickness of panel = (Panel thickness) - (nub height of 1-3/8" (35mm))



PRO0272